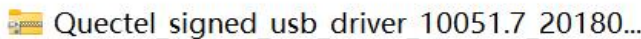
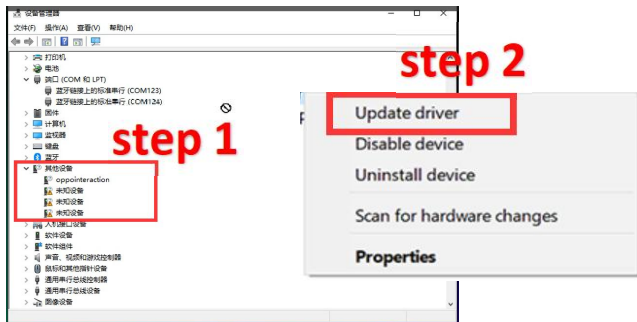
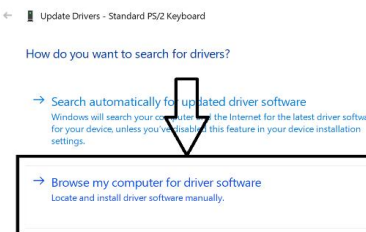


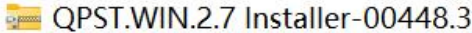

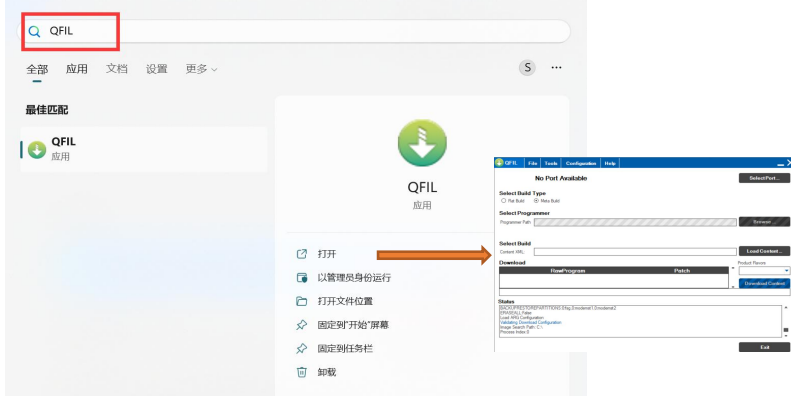
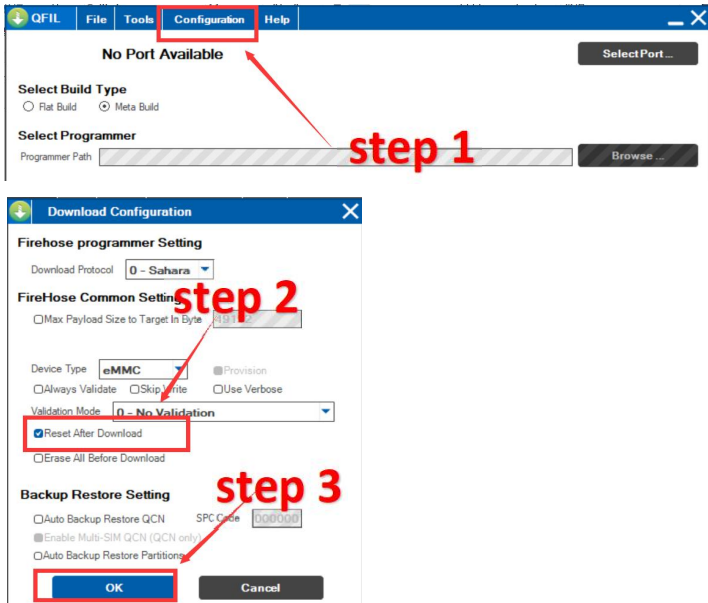
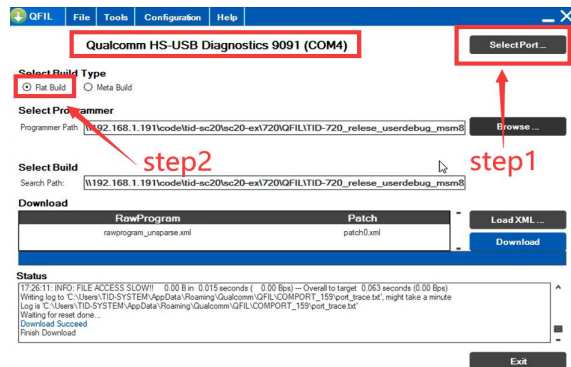

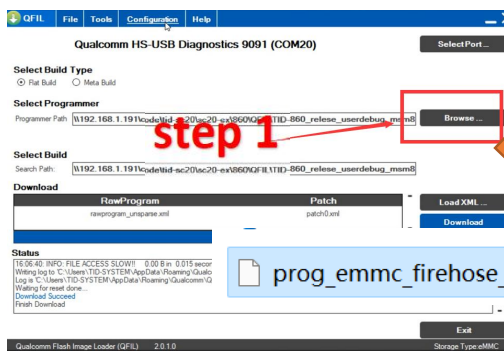
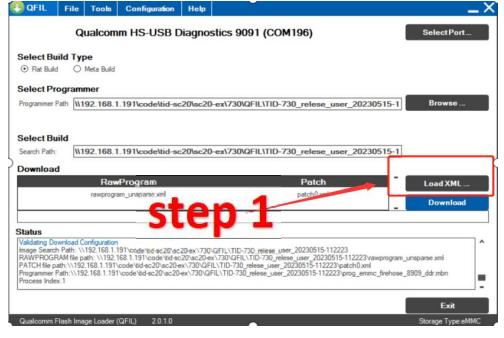
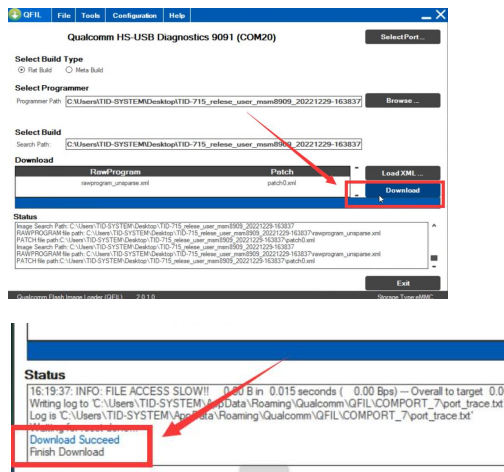


Steps of flash the firmware (Anroid system)

Turn on the PoC Radio and connect it to the computer with a Type C programming cable (Regular Type cable with data transmission function can be used)

Steps	Operation	Picture
1	Download and unzip the driver files on your desktop	
2	Open computer's device manager. You will see names of Newly detected device, then right-click and select update driver	
3	Click Browse my computer for drivers	
4	Select the driver file you just unzipped Quectel_SC20_signed_usb_driver_10051.7_20180211	

5	Follow the prompts and the com port will be displayed after the installation is complete	
6	Download and Upzip the flashing app file	
7	Click "QPST.2.7.448" Install the app	
8	After the installation is complete, search for "QFIL" on the computer to find the application and open it	
9	Configuration ↓ Firehoses Configuration ↓ Reset After Download ↓ OK	
10	Select Port Select the com port that appears after installing the driver in step 5 ↓ Slect Build Type: Flat Build	

11	Download and Upzip the firmware file	<p>Here we take G750 as an example. When upgrading other models, please select the corresponding firmware.</p> <p>Never use the wrong model of firmware to upgrade!</p> <p> TID-750_firmware</p>
12	Choose the MBN File in the firmware file	 <p>step 1</p> <p>step 2</p> <p>prog_emmc_firehose_8909_ddr.mbn MBN 文件</p>
13	Choose the XML File in the firmware file ↓ rawprogram.unsparse.xml ↓ patch0.xml	 <p>step 1</p> <p>step 2</p> <p>step 3</p> <p>rawprogram.unsparse.xml</p> <p>patch0.xml</p>
14	Click Download and wait for the progress bar to show that it is complete	 <p>step 1</p> <p>step 2</p> <p>Download</p> <p>Download</p> <p>Status</p> <p>16:19:37: INFO: FILE ACCESS SLOW!! (0.00 B in 0.015 seconds (0.00 Bps) --Overall to target: 0.062 seconds (0.00 Bps)</p> <p>Writing log to 'C:\Users\TID-SYSTEM\AppData\Roaming\Qualcomm\QFIL\COMPORT_7\port_trace.txt', might take a minute</p> <p>Log is 'C:\Users\TID-SYSTEM\AppData\Roaming\Qualcomm\QFIL\COMPORT_7\port_trace.txt'</p> <p>Download Succeed</p> <p>Finish Download</p>